



plan (+)

a

garden

Brendon, Julie, Lacey, Logan, Lydia, Pablo

Our intention in PLAN(T)ING
A GARDEN is to create a
community resource that
enhances local food security
+ provides learning opportunities
in regenerative, sustainable,
+ accessible gardening.

In PLAN(T)ING A GARDEN, we
recognize we are cultivating community
+ food on the traditional territory of
many Coast Salish Tribes, including the
S'Kallan, Makah, + Chemakum peoples,
the original, and on-going, tenders
and stewards of this beautiful land.

SPRING 2020 → ONWARD!
PORT TOWNSEND, WASHINGTON
COAST SALISH TERRITORY



THE

BEGINNING



there was a forest growing tall with douglass fir, western hemlock, Big leaf maple. Inland enough to mute the sounds of the sea but not enough to forget the sea entirely, salty mists often curled around massive trunks and sifted through thickets of salal. Black bears roamed munching on huckleberries and when the season allowed, salmon traveling up rivers to spawn. Raven ancestors too lived on this spot swooping alone or in pairs to scavenge carcasses left behind by packs of wolves.

At some point beyond memory, humans came down from the land bridge between what the english speaking world calls Russia and Alaska. People migrated across the land, some along the coast near this spot. They joined the bear in fishing for salmon. They were skilled like the wolves in catching and feasting on deer. They ~~invented~~ ~~created~~ people created home and community spaces building structures in which to gather and live.



Much later, in nearer memory, other humans came. They cleared land, built more structures. Brought new animals and plants. The landscape changed once again. The spot in question was no doubt logged sometime in the early 20th century. The trees were taken away for lumber, hulking buttresses of cedar and firs hundreds of feet high. Other trees grew in then, patchy brushy forest came back, a primary succession to the altering of an ecosystem.

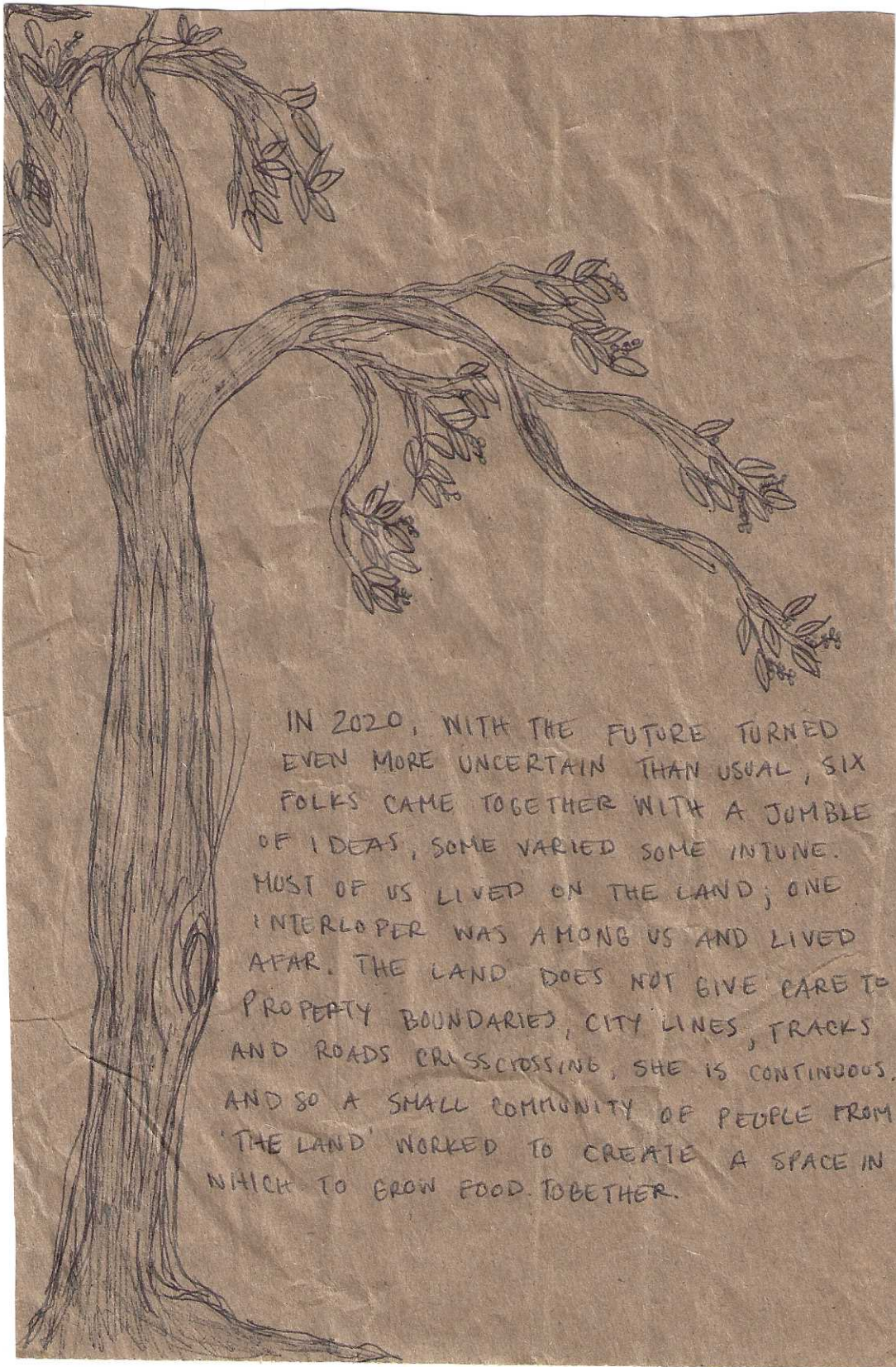
At a point, (1937 dates the concrete in a shack on the eastern end of the property) At the spot, a patch of land was cleared, then, later, some more, westward, forever westward. Pasture was eeked out, 77 acres in all. 3,354,120 square feet. Cows grazed the land and hay was also made. A new ecosystem was maintained.



In nearest memory, 2016 or thereabouts, a man from far-off California bought the land with an inkle of a dream. He had not intended to buy such a swath of land. Although, when he saw it his heart sung a tune. There had also been expressed desire from a community member that the land be preserved, as it were, as working farm and forest land.


OVER THE NEXT FEW YEARS a few folks moved onto the land. They came with farm ideas, business endeavors, and vigor. The acreage is now used ~~anymore~~ for many ventures from outdoor classroom to cut-flower farm. Most importantly of all, perhaps, it is a home for quite a number of delightful people and animals, both wild and tamed.





IN 2020, WITH THE FUTURE TURNED
EVEN MORE UNCERTAIN THAN USUAL, SIX
FOLKS CAME TOGETHER WITH A JUMBLE
OF IDEAS, SOME VARIED SOME INTUNE.
MOST OF US LIVED ON THE LAND; ONE
INTERLOPER WAS AMONG US AND LIVED
AFAR. THE LAND DOES NOT GIVE CARE TO
PROPERTY BOUNDARIES, CITY LINES, TRACKS
AND ROADS CRSSCROSSING, SHE IS CONTINUOUS.
AND SO A SMALL COMMUNITY OF PEOPLE FROM
'THE LAND' WORKED TO CREATE A SPACE IN
WHICH TO GROW FOOD TOGETHER.

THE SCRAP OF LAND CHOSEN WAS AT THE EDGE OF THE WOOD ON A SLIGHT SLOPE. ON A BRIGHT DAY IN SPRING WE STRODE TO AND FRO TO MAKE MEASUREMENTS. CONSTRAINTS ON THE SIZE WERE IN THE FORM OF A BUILDING TO THE NORTHWEST, THE WOOD TO THE NORTH, AND THE DRIVEWAY TO THE SOUTH.* THIS PART THEN WAS SORT OF ARBITRARY. IT WAS AN EYEBALL... DOES THIS LOOK BIG ENOUGH. SURE.




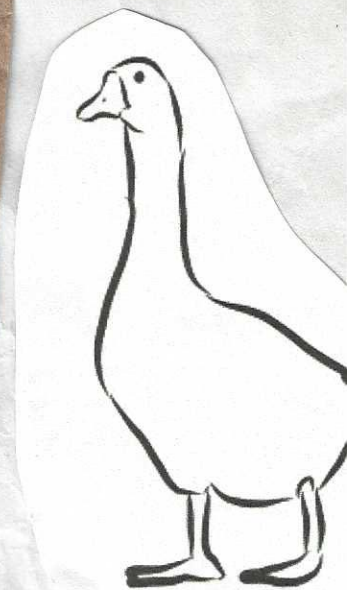

SHORTLY THEREAFTER THE TRACTOR WAS BROUGHT UP TO TURN OVER THE PATCHY GRASS, SOFTEN THE LAND A BIT, IN A VAIN ATTEMPT TO BE RULER OVER THE GRASS. AS ALL GARDENERS KNOW, GRASS RULES OVER US.



* CONSTRAINTS TO AND CONSIDERATIONS FOR THE SIZE AND PLACEMENT OF A GARDEN CAN BE VARIED. WILL THE SPACE GET ADEQUATE LIGHT FROM SPRING TO AUTUMN? WILL THAT BEAUTIFUL TREE THROW TOO MUCH SHADE IN THE AFTERNOON? WILL THE NEIGHBORS HEAR ALL OUR CONVERSATIONS, SO CLOSE TO THEIR FENCE? IS THIS SPACE BORROWED OR OWNED? HOW MANY PEOPLE

ARE GOING TO TAKE CARE OF THIS SPACE? WHO WILL WEED ALL THIS? WHO WILL EAT ALL THIS? IS THERE ENOUGH TO FEED US ALL





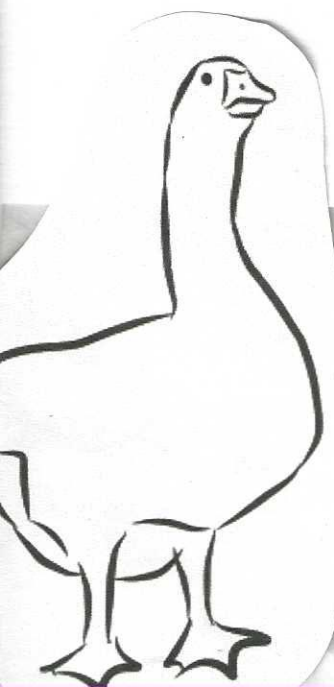
THE FIRST HUGE PROJECT WAS THE ERECTING OF THE FENCE. IT TOOK QUITE A FEW DAYS TO COMPLETE

THE PRESSURE OF DEER PESTS DEEMED A HIGH FENCE ENCLOSING THE GARDEN A NECESSITY.

WE USED LITTLE TREES HARVESTED FROM THE PROPERTY + TREATED WITH LINSEED OIL + PINE TAR FOR AS MANY POSTS AS POSSIBLE.

WE PLANTED BEANS + PEAS ALONG THE FENCE, USING IT AS A TRELLIS!

A balance of haste
hunger foreseen resilience desired
a gathering of starches and seeds
many hands come together
hardwork becomes fast
digging like puppies trees and all
forest looming but welcome provides protection
chainsaw chisel and steel to fasten
spuds squash corn clover
and one sister out on her own




* There are many formats for how a community garden can be divided up. In some every person has their own couple of beds. In others each member grows out one or two crops to share with the rest. We chose to communally grow bulk storage crops.

AS SUMMER BUSTLED ALONG WE GATHERED AN AFTERNOON HERE AND A MORNING THERE TO WHEEL HOE AND HANDWEED OUT THE GRASS THAT FEROCIOUSLY RETURNED TO ITS OLD HOME. THIS IS THE RISK YOU RUN WHEN CONVERTING PASTURE TO GARDEN SPACE. GRASS IS A RECURRING THEME.

ONE OF THE VERY FIRST PLANTINGS WERE FRUIT TREES, YOUNG SAPLINGS DONATED BY HEARTWOOD NURSERY.

AFTER THE FENCE WAS UP WE WERE ABLE TO PLANT SEEDLINGS AND START FILLING IN THE SPACE.



WORK PARTIES can really help with maintenance in the garden. We called work parties when large tasks needed to happen.

WORK PARTIES


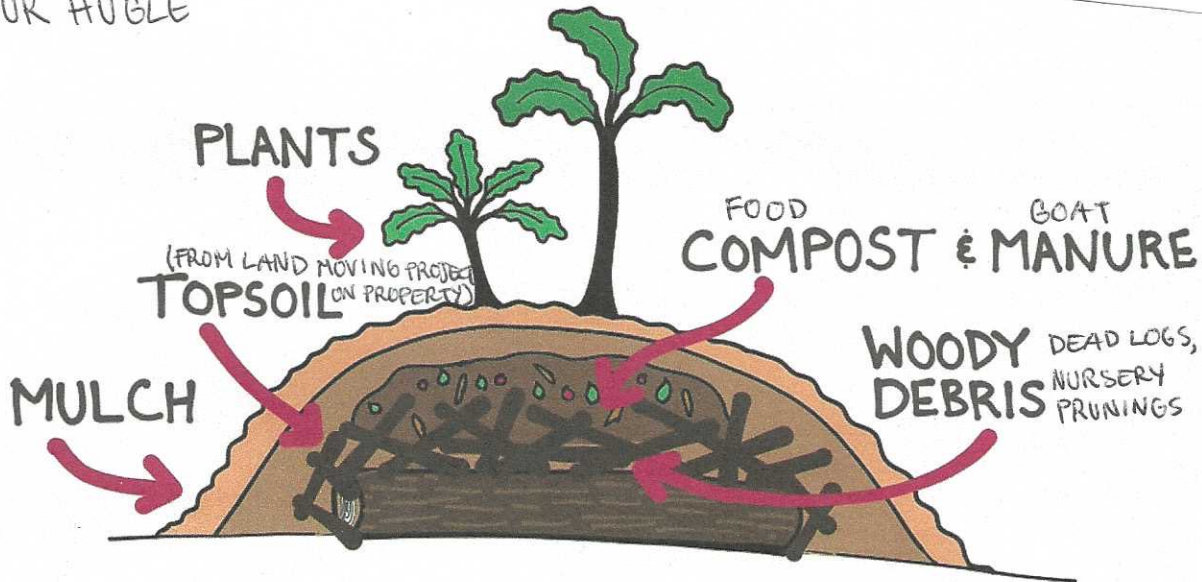
HUGLEKULTUR

(hoo-gul-culture)

Basically, it is a garden bed that mimics a forest environment. Dead logs and twigs rotting slowly while on top a more quickly decomposing leaf mulch creates fertile ground for seeds to sprout. The woody debris beneath help retain water, releases nutrients slowly, and maintain good soil structure for the plants who have established above in the leaf humus.

The term was coined by a German horticulturist in the 1960s. It roughly translates to "hull culture." The technique was lectured on by Rudolph Steiner, the Biodynamic Godfather in the 1920s. It had and has been, no doubt, evolving for some time in Gardens throughout Civilization.

OUR HUGLE



* IT IS KEY TO NOT WORRY IF YOU DON'T HAVE THE "PERFECT INGREDIENTS" BECAUSE EVERY HUGLE IS UNIQUE. THERE IS LOTS OF LITERATURE OUT THERE. YOU CAN READ TO YOUR HEART'S CONTENT. ALSO YOU CAN JUST GO OUT AND EXPERIMENT AND LEARN WHAT WORKS IN YOUR ENVIRONMENT!



GARDEN

WINTER

FALL

SPRING

SUMMER

process (feast)

melt (dream)

harvest (work)

plant (stone)

N

S

E

W







EVERY COMMUNITY GARDEN
NEEDS A BIT OF WHIMSY. YOU
NEVER KNOW WHEN IT MIGHT COME
IN HANDY.

IN LATE SPRING TWO OF US
DECIDED TO PLANT A ROUND
ROOM OF SUNFLOWERS. WITHIN
THE CIRCLE WAS PLANTED A BED
OF CRIMSON CLOVER. RADIATING
OUT OF THE SUNFLOWER CIRCLE
WE PLANTED OTHER FLOWERS AND
HERBS TO DELIGHT EYES, NOSES,
AND TONGUES.



WHIMSY IN THE
GARDEN

ONION RING PARTY



F A L L

L

L

N

G

Dappled sunlight,
reflects off of the
green-^{at}ripped
golden delicate

Curing in the kitchen
black kabocha
turns from green to buff
perfect oven ready morsels

With warm salmon colored
hubbards in our soups
and the hallowed orange
from lower salmon river

Onion
essential flavor
battered and fried
sweet dried
but the shallot
brings the bacon



THERE IS DEEP
SATISFACTION IN
HARVESTING STORAGE
CROPS. IN THIER
COLLECTION IS THE
PROMISE OF FOOD FOR
THE DREARY WINTER MONTHS.


EASILY STORED IN COLDISH
DARK SPOTS IN YOUR CRAWL-
SPACE OR MUDROOM




OUT OF
SUMMER
into
HARVEST

IT STILL FELT LIKE
SUMMER WHEN WE
HARVESTED OUR POTATOES.
WE DUG THEM ALL AT ONCE
SO WE COULD DIVVY THEM
UP EASILY, TWO WEIGHTY
BOXES TO ALL SIX OF US.
SOME CHILL HAD DESCENDED
BY OUR NEXT GATHERING TO
CLIP THE WINTER SQUASH FROM
THE VINE.

FOOD
SECURITY



Such a wonder
popping potatoes in the ground
hilling by hand
suns sweetness starched away
for winter warmth

A heart shape is formed by black corn kernels arranged on a white background. The kernels are dark, almost black, with some showing a reddish-brown hue. They are arranged in a continuous line that curves to form the top and sides of a heart, with a pointed bottom. In the center of the heart, there is a small, rectangular white label with a slightly irregular, torn edge. The label contains four lines of text in a typewriter-style font. The overall composition is simple and visually striking due to the contrast between the dark kernels and the white background.


Black corn
popped on an open morning fire
feeling a kinship
to whoever discovered this magic

PUTTING THE GARDEN



TO BED

BEFORE ANY OF US QUITE REALIZED FALL WAS UPON US. LOADS OF GRASS HAD STEALTHILY CREEPED ITS WAY IN THROUGHTOUT THE SEASON WHILE WE WERE LOOKING THE OTHER WAY.




IT WAS HIGH TIME TO PUT THE GARDEN TO BED. DUE TO THE ROBUST ATTITUDE OF THE GRASS WE CALLED IN THE MIGHTY TRACTOR TO CHOP IT UP AND MAKE A MORE HOSPITABLE RECIEVING GROUND FOR THE COVER CROP.



RYE



VETCH



LATE FALL TASKS

WEEDING AND MULCHING

FRUIT TREES AND BERRIES





PLANTING GARLIC SIX VARIETIES!

GARLIC asks to be tucked in at the same time the garden is put to bed.

HERE on the Salish Coast it's best to get it in the ground when the weather has turned decidedly colder.

LATE NOVEMBER is often a good time.





Our first season with this patch of land is drawing to a close. Some might call it a resounding success.

AND STILL...

There is much to be done:

OUR NEXT STEPS

- Buy more tools
- put topwire on fence
- build and mount second gate.
- plan out irrigation system
- Build a tool lean-to

THESE ARE CONCRETE THINGS THAT CAN BE DONE DURING WINTER REST TIME.

OUR GOALS

- Dream up a more spatially sensible and also fun garden layout
- Integrate the various animals who live on the land into the garden cycle
- experiment with gardening styles (dry farming, more hugies)
- saving seeds!

OVER HERE WE HAVE THOUGHTS OF A MORE ONGOING TRIAL AND ERROR VARIETY.



TODO



THE END

